

PSEC

Annual Report

2022

Communities
reaching
their potential





Presbyterian Support
East Coast

Te Matakite

*E nanaioe ana te pito mata o
ngā hāpori.*

Vision

*Communities reaching their
potential.*

Te Kawenga

*Me māia, me kumanu te
arahanga i te panoni pāpori.*

Mission

*Lead social change with
courage and care.*

Ngā Whanonga Pono

*Kaitiakitanga
Whanaungatanga
Kotahitanga*

Values

*Guardianship
Connections
Unity*





Leading with courage and care



The past year has been one with both challenges and triumphs.

Our team lived by our values and worked in **unity** through pandemic challenges. Their tenacity, dedication, and quality service delivery are admirable and a testament to their skill and care. It is a privilege and duty to serve our clients, and in a small way, be part of their life journeys.

We are excited about the new direction confirmed in our Strategic Plan 2030 where we aim to expand disability services and continue to offer a range of services to children and their whānau, and the elderly. The new Middle Road physical disability service in Havelock North is already housing four young flatters. Enliven Older People Services support clients in their homes and at day programmes to improve independence, quality of life, dignity, and social connections. Family Works in Hawke's Bay and Tairāwhiti deliver vital work in trying circumstances. Our clinical services are supported by the diligent head office team so that the "magic" can happen at the front line.

Our aspirations will only be possible with community support. This year we have **connected** with communities and been supported by generous staff, volunteers, parishes, financial donors, and business partners. We are grateful to our many supporters and encouraged that we share a mission of social change. Special acknowledgment goes to our Board of Governance for their **guardianship** of PSEC's resources, people, and physical assets. PSEC has been serving local communities for more than 77 years and, thanks to the Board leadership, will continue to do so **sustainably**.

On behalf of the Executive Team,
Sanja Majstorović, CEO

Another year of significance for our organisation.

In November, the Board spent a facilitated day considering the future direction for PSEC. The strong themes emerging from this review were heavily influenced by government policies which are reshaping the future of healthcare and social services in New Zealand. The outcome of the day, followed by several months of refinement, will see the organisation significantly increase its focus in the disability sector while at the same time taking a considered view of existing eldercare and social services.

A second major initiative has been the purchase of Paige Hill, a property adjoining Arohiwi Station. The acquisition enables greater scale and farming efficiency as well as diversification into forestry, which aligns well with our sustainability objectives. Our thanks go to Peter Tod and the Arohiwi Board for the opportunity and extensive due diligence undertaken to enable this transaction.

Sanja has once again managed our organisation with calm assurance despite the ongoing challenges of staff shortages which have worsened with the recent waves of COVID-19. Our thanks to you and the entire team Sanja.

The Board welcomed two new members, Rebekah Dinwoodie and Farley Keenan, following a formalised recruitment process. At this year's annual meeting we will farewell Colleen Skuse, our Presbytery representative from Gisborne for the past ten years. I would like to record my thanks to all my Board colleagues for their contribution and support during the past year.

Stuart Signal, CHAIRMAN

Our Board



Stuart Signal
Chairman
FCA, BBS, M Inst D



Alison Prins
Deputy Chair



Rebekah Dinwoodie
CMInstD, MMgmt
PGCert(Education), BSc(Hons)



Ken Foote
ONZM, ED***, JP, BCA, Dip Bus Stud
(Dispute Resolution), M Inst D



Warren Hokke
BCA, CA (ret'd), PG Dip Bus
Admin, NZ Cert in Te Reo (L4)




David McDonald
LLB, Dip Bus Stud
(Dispute Resolution)



Rani Morunga
BA Criminology and Māori Resource Mgmt;
Masters(Public Management)



Farley Keenan
Ngāti Kahungunu
PGCert(Public Management)



Colleen Skuse



Tobias Taylor
CFP, PGDipPFP, BBS
NZX Dip, M Inst D



Kerry Marshall
Our Patron
QSM, FCA (retired), Dip BS
(Information Systems)


Arohiwi Station Board



Peter Tod
Chairperson



Sandra Faulkner



Marie Burgess



Robbie Schaw
Farm Manager



Thank you



*To our supporters and donors not individually mentioned,
thank you for your gifted time, donations, prayers and moral support.
Without your support we could not serve the people of the East Coast region who need our help most.*

BEQUESTS

PSEC was grateful this year to receive a bequest from Margot Harvey who chose to include a gift in her Will to Presbyterian Support East Coast.

GRANTS

During the year, generous grants were received from the following:-

ENLIVEN DISABILITY SERVICES MOSAIC

Gwen Malden Charitable Trust
Harry Otton Charitable Trust
Manatū Taonga - Ministry for Culture and Heritage
Napier City Council
One Foundation Ltd
Pub Charity Ltd

ENLIVEN OLDER PEOPLE SERVICES

Royston Health Trust

FAMILY WORKS HAWKE'S BAY

Eastern & Central Community Trust
First Light Community Foundation
Hastings District Council
Hawkes Bay Children's Holding Trust
Hawkes Bay Foundation
McNutt Trust
NZ Lottery Grants Board
The Lion Foundation
The Presbyterian Church Properties Trust
The Tindall Foundation
Trust House Foundation

FAMILY WORKS TAIRĀWHITI

Eastern & Central Community Trust
J N Williams Memorial Trust & H B Williams Turanga Trust
NZ Lottery Grants Board
The Presbyterian Church Properties Trust

TAUAWHI MEN'S CENTRE

The Sunrise Foundation

PRESBYTERIAN SUPPORT EAST COAST

James Anderson Bequest
Sanderson Trust

PARISHES


We wish to acknowledge and thank Presbyterian Churches and parishioners throughout the region for their loyal support and donations of \$45,500 to Presbyterian Support East Coast or its services over the past year.

CHARITY SHOPS

Our retail managers and volunteers in our charity shops work tirelessly to contribute a significant amount each year so that our vital community services remain free for those who need them. Thank you!

LIFE MEMBERS

Mr Jack Mackie
Dr Anne Denton
Mr John Gould
Rev Nolan Martin
Ms Marie Burgess
Mr Michael König
Mr Maitland Manning



The hands
that make
the difference
are the hands
of a volunteer



Presbyterian Support
East Coast



Presbyterian Support East Coast



About PSEC

PSEC is a not-for-profit charity formed in 1946. We provide vital social services to East Coast disabled people, older people, and children and families.

\$13M+ services provided

1,867 people supported

230 staff

150 volunteers

Services are guided by our Environmental, Social, and Governance (ESG) principles

In 2021 PSEC partnered with sustainability experts at Massey University to help us become a sustainability-oriented organisation. After engaging with a range of stakeholders inside and outside PSEC, we are identifying priorities for action and reporting. This year ESG Sustainability has also been woven into our Strategic Plan, linking our commitment to sustainability with our core values of Kaitiakitanga, Whanaungatanga, and Kotahitanga.

Arohiwi Station

PSEC is the sole shareholder of Arohiwi Station Limited, a farm that was partly gifted to PSEC. Dividends from the farm support our social services.

2,000 native trees planted by 49 staff at Arohiwi Station

\$500k surplus contributed by Arohiwi Station to support social services

The Scott Fund Trust

50 people under the age of 21 years received financial support from The Scott Fund Trust for educational or vocational assistance

PSEC Charity Shops

12,000 volunteer hours





Enliven Disability Services

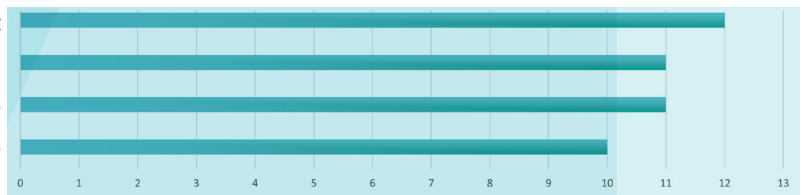


Residential Services supports disabled people under 65 with a high level of complex needs at two locations, Rowan and Middle Road.

Rowan and Middle Road both aim to foster choice, working alongside flatters to support them to reach their potential. Over the 2021-22 financial year Rowan was home for 22 flatters and Middle Road was home for 4 flatters.

Rowan client satisfaction survey 2021-22 (13 respondents)

I choose what I want to do in the wider community and how I do it
I am making progress towards achieving my goals
I am as independent and in control of my life as I can be
Rowan provides a safe and homelike place for me to live



Number of flatters who agreed with the statement

Community Services supports disabled people to develop an aspirational vision for their future, and to have plans and actions to achieve their goals.

Community Services work with individuals and groups to explore who they are and what they are passionate about.

74

people
supported

13,720

student
hours
on-site

8,904

hours
participating
in community

Mosaic Creative Space is a community-based creative art space and life-skill education centre for younger disabled people.

Mosaic students' feedback included:

You can achieve
anything!

I always learn
something new every
day I come to Mosaic.

Mosaic is a great environment
to be in, the tutors are easy to
talk to if you have questions.





enliven

Enliven Older People Services



Intensive Home Support aims to restore the physical, mental, and social well-being of older people and delay rest home entry.

234 people (131 women, 103 men) supported to remain in their own homes and in their community

100% of clients supported by a multi-disciplinary team of registered nurses, social workers, physiotherapists, occupational therapists, dietitians, and a speech language therapist

98% of Key Support Workers qualified at NZQA Level 2 or higher, 85% at Level 3 and above

82,314 in-home support visits provided by Key Support Workers

Great that you offer exercises and cleaning and washing. Thank you so very much.

So grateful for such personal and professional help.

Overall a wonderful service with very helpful caring staff. Some of them quite exceptional.

Lead Agency, Community Group Strength & Balance programmes form part of the National Falls Prevention Strategy to reduce the risk of falls.

68 programmes active across Hawke's Bay and Tairāwhiti

1,298 places offered per week (average across the year)

33,300+ attendances for the year

Community Services includes Day Programmes and two Retirement Villages. Day Programmes support older people to remain motivated, socially connected, and offer carers regular breaks.

180 older people (101 women, 79 men) supported in the community Day Programmes

321 falls prevention exercise sessions delivered at our Day Programmes

112 clients living with dementia supported through regular Day Programme attendance

61 people in our Retirement Villages;
JH Mason Retirement Village in Havelock North and Sheilton Village in Wairoa

You make me feel I am welcome. I feel I learn something every week.

Couldn't ask for more. Just perfect. Makes me feel alive!

My life has been transformed, my Friday meetings are a must.





Family Works East Coast



Family Works East Coast provides wrap-around services for tamariki and whānau to overcome challenges around tamariki safety, rangatahi development, family violence and parenting.

Our team provides confidential advice and support including social work and counselling interventions and education programmes. We work collaboratively with local community groups and services.

Clients in 2021-22

61%	NZ Māori	1,298	people received social services support
28%	NZ European	1,544	enrolments were received
4%	Pacific peoples	◆	652 enrolments for Casework and Counselling services
4%	Other European	◆	800 enrolments for Programmes
1%	Asian	◆	92 enrolments for other services, mainly assessments

Based on the 322 service evaluations completed by adult clients in 2021 - 2022:

93% reported improved relationships

96% learnt new skills and strategies

93% felt better prepared for the future

Showed me tools to deal with life situations I've never known how to cope with. It's helped me more than anything else I've ever done.

It was extremely helpful for me - helped me navigate one of the most difficult times of my life.

Thank you for helping me and putting me in a better space. I don't know where I'd be today if I didn't seek the help - I wouldn't have my kids.

Changed our lives and especially helped my grandson, which has had a huge effect on the rest of our family.

Financial summary



Summary Consolidated Financial Statements for the year ended 30 June 2022

CONSOLIDATED STATEMENT OF COMPREHENSIVE REVENUE AND EXPENSE FOR THE YEAR ENDED 30 JUNE 2022	2022 \$000's	2021 \$000's
OPERATING INCOME AND EXPENDITURE		
Revenue from Operations, and other Income	15,586	14,106
Total Expenses	(17,119)	(15,191)
Operating Deficit	(1,533)	(1,085)
Finance Income	22	20
Finance Expenses	(25)	-
Movement in Fair Value of Investments in Managed Funds	(1,608)	2,750
Movement in Fair Value of Non-Financial Assets	9,887	2,289
Total Comprehensive Revenue and Expense	6,743	3,974

CONSOLIDATED STATEMENT OF CHANGES IN NET ASSETS / EQUITY FOR THE YEAR ENDED 30 JUNE 2022	2022 \$000's	2021 \$000's
Balance as at 1 July	56,485	52,511
Total Comprehensive Revenue and Expense	6,743	3,974
Balance as at 30 June	63,228	56,485
Comprising:		
Revaluation Surplus	16,712	9,440
Accumulated Revenue and Expense	46,516	47,045
Total Net Assets / Equity	63,228	56,485

Financial summary



Summary Consolidated Financial Statements for the year ended 30 June 2022

CONSOLIDATED STATEMENT OF FINANCIAL POSITION AS AT 30 JUNE 2022	2022 \$000's	2021 \$000's
Current Assets	17,136	24,629
Non-Current Assets	51,771	34,354
Total Assets	68,907	58,983
Current Liabilities	5,679	2,498
Total Liabilities	5,679	2,498
Net Assets / Equity	63,228	56,485

CONSOLIDATED CASH FLOW STATEMENT FOR THE YEAR ENDED 30 JUNE 2022	2022 \$000's	2021 \$000's
Net Cash Outflow from Operating Activities	(1,384)	(1,112)
Net Cash Inflow / (Outflow) from Investing Activities	(3,971)	472
Net Cash Inflow from Financing Activities	3,100	-
Net Increase / (Decrease) in Cash and Cash Equivalents	(2,255)	(640)
Cash and Cash Equivalents at the Beginning of the Year	3,234	3,874
Cash and Cash Equivalents at the End of the Year	979	3,234

These summary consolidated financial statements have been extracted from the full consolidated financial statements. They comply with Public Benefit Entity Accounting Standards Reduced Disclosure Regime (PBE Standards RDR) as they relate to summary consolidated financial statements. All figures are in NZ\$ and rounded to the nearest thousands. The full consolidated financial statements were authorised for issue by the Trustees on 28th September 2022.

The full consolidated financial statements have been prepared in accordance with PBE Standards RDR and they comply in full with those Standards.

The summary consolidated financial statements do not include all the disclosures provided in the full consolidated financial statements and cannot be expected to provide as complete an understanding as provided by the full consolidated financial statements.

The full consolidated financial statements have been audited and an unmodified opinion was expressed over all periods presented in these summary consolidated financial statements.

A full set of the audited consolidated financial statements is available from: The Chief Executive Office, PO Box 8119, Havelock North. Telephone 06 877 8193.

Auditor's Report

To the Readers of the Summary Consolidated Financial Statements of Presbyterian Support East Coast. In our opinion the "Consolidated Summary Financial Statements" have been correctly extracted from, and are consistent with, the current annual consolidated financial statements for Presbyterian Support East Coast.

Our audit of the consolidated financial statements for the year ended 30th June 2022 was completed on 28th September 2022 and our unmodified opinion was expressed as at that date.

For a better understanding of Presbyterian Support East Coast's consolidated financial position and the results for the period, the summary consolidated financial statements should be read in conjunction with the related annual audited consolidated financial statements.

BDO Hawke's Bay

BDO Hawke's Bay
Napier, New Zealand
28th September 2022





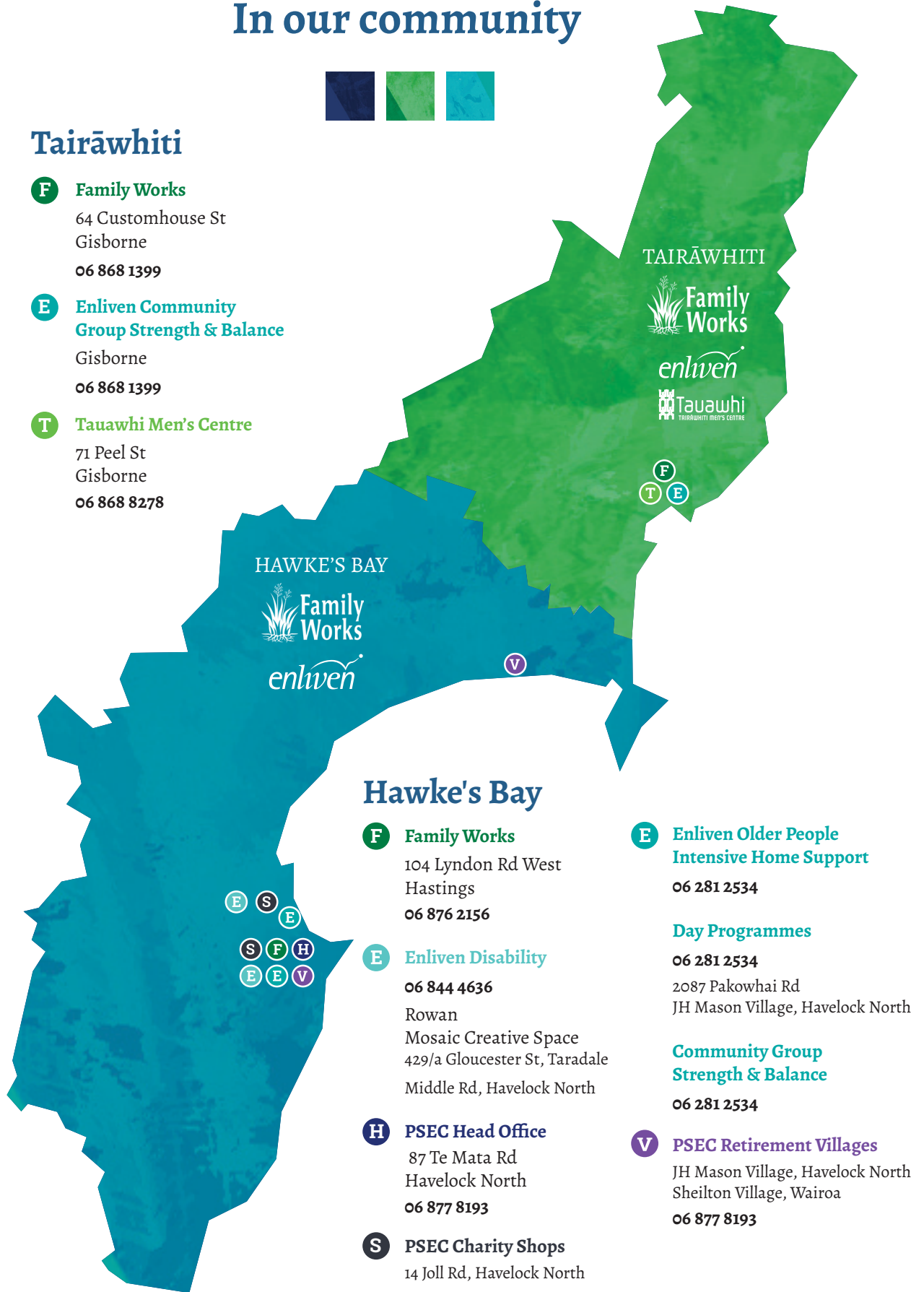
Presbyterian Support
East Coast

In our community



Tairāwhiti

- F** **Family Works**
64 Customhouse St
Gisborne
06 868 1399
- E** **Enliven Community
Group Strength & Balance**
Gisborne
06 868 1399
- T** **Tauawhi Men's Centre**
71 Peel St
Gisborne
06 868 8278



TAIRĀWHITI

Family
Works

enliven

Tauawhi
TAIRĀWHITI MEN'S CENTRE

HAWKE'S BAY

Family
Works

enliven

Hawke's Bay

- F** **Family Works**
104 Lyndon Rd West
Hastings
06 876 2156
- E** **Enliven Disability**
06 844 4636
Rowan
Mosaic Creative Space
429/a Gloucester St, Taradale
Middle Rd, Havelock North
- H** **PSEC Head Office**
87 Te Mata Rd
Havelock North
06 877 8193
- S** **PSEC Charity Shops**
14 Joll Rd, Havelock North
06 877 5209
Cnr Gloucester and White St
Taradale
06 845 0291
- E** **Enliven Older People
Intensive Home Support**
06 281 2534
Day Programmes
06 281 2534
2087 Pakowhai Rd
JH Mason Village, Havelock North
- Community Group
Strength & Balance**
06 281 2534
- V** **PSEC Retirement Villages**
JH Mason Village, Havelock North
Sheilton Village, Wairoa
06 877 8193